



Seagrove™ by Studio McGee

48" bathroom vanity cabinet with sink and quartz top
K-35027

Features

- Designed in collaboration with Studio McGee
- Set includes cabinet, precut quartz vanity top, backsplash, sink, tall legs and shelf, cabinet hardware
- Full-extension 17" (432 mm) drawers with soft-close undermount slides
- Three-way adjustable slow-close door hinges for easy cabinet access
- 20-7/16" (519 mm) cabinet interior provides ample storage space
- Finish-matched cabinet interior offers generous clearance for plumbing
- Two internal electrical outlets and two USB ports for powering small devices
- Two stainless steel storage holders for hairdryers, curling irons, or accessories
- Vanity top has 8" (203 mm) widespread faucet holes; requires deck-mount faucet (sold separately)
- Vibrant® Polished Nickel hardware included on Ferrous Grey vanities and Vibrant Brushed Moderne Brass hardware on Light Clay vanities. Additional hardware finishes available (sold separately)
- Coordinating side splashes available (sold separately)

Material

- Quartz vanity top adds beauty and long-lasting durability
- Vitreous china sink
- Solid and composite wood

Installation

- Easy installation – no special tools required
- Sink preinstalled on vanity top to simplify installation

Optional Products/Accessories

K-29980 Cabinet knob



Codes/Standards

ASME A112.19.2/CSA B45.1

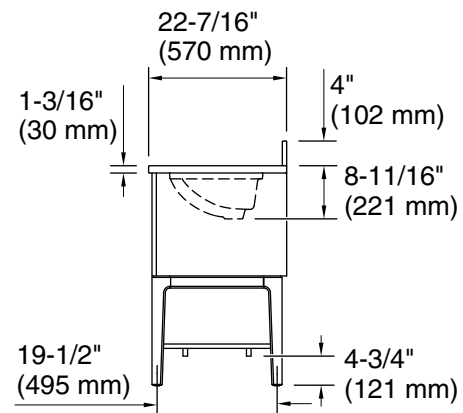
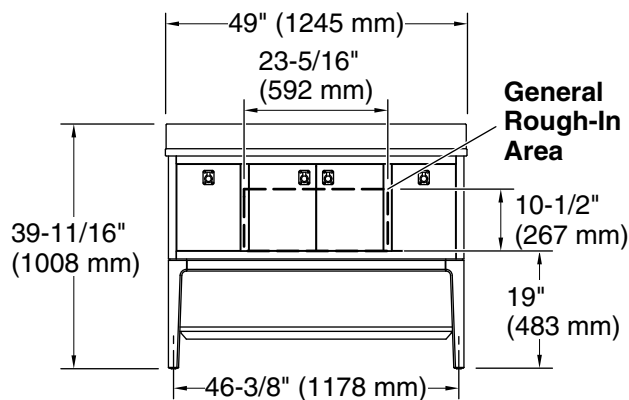
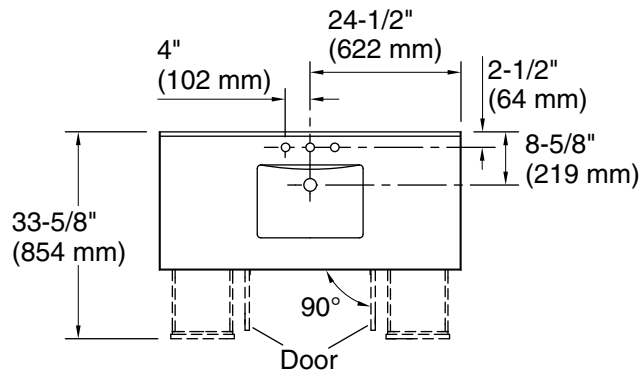
KOHLER® One-Year Limited Warranty

See website for detailed warranty information.

Available Colors/Finishes

Color tiles intended for reference only.

Color	Code	Description
	LWG	
	DWG	



Required Electrical Service

One circuit required.

Outlet: 120 V, 12 A, 60 Hz

Technical Information

All product dimensions are nominal.

Electrical component Outlet: 120 V, 12 A, 60 Hz rating:

Notes

Install this product according to the installation instructions.

Select the type of fastener based upon the wall material. Two 250 lb (113.4 kg) minimum load bearing fasteners are recommended with a lag bolt of length to clear obstacles in the wall and 5/16" washers. Calculate the proper lag bolt length by adding the 1-1/2" (38 mm) backing material, plus the wallboard thickness, plus the back rail thickness.